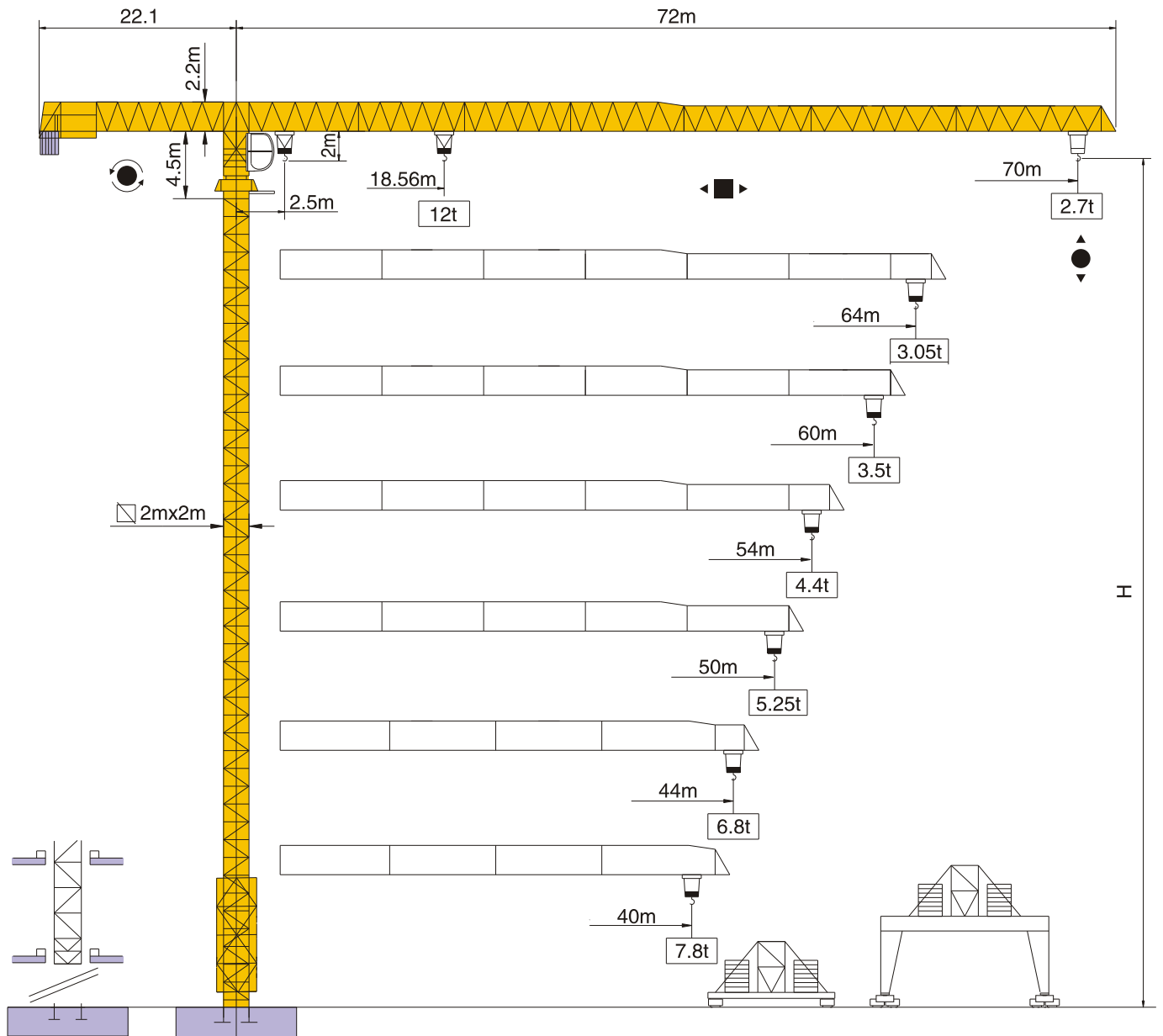




三洋重工
SANYO HEAVY INDUSTRY GROUP

FLAT-TOP TOWER CRANE S220 TK12 (R70/27)



通过ISO9001国际质量体系认证

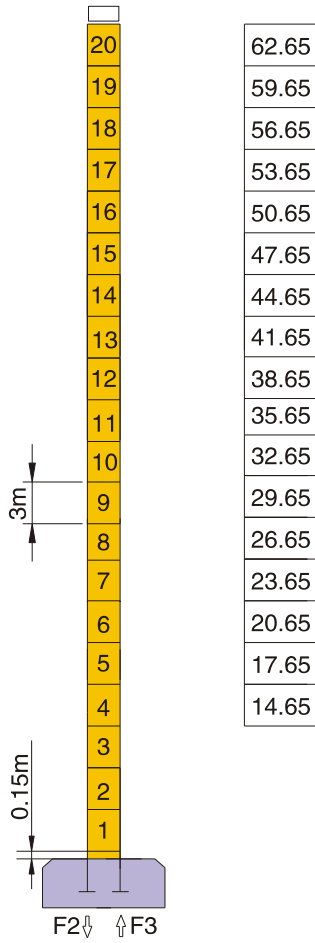


中国 沈阳三洋建筑机械有限公司

SHENYANG SANYO BUILDING MACHINERY CO., LTD. CHINA

塔身截面 Mast □ 2mx2m

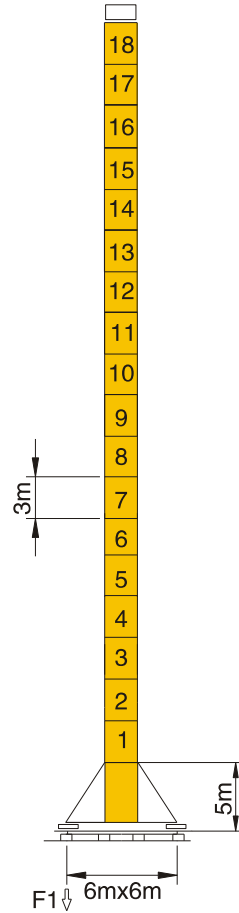
40m → 70m



H(m)	▽	▽
62.65		
59.65		
56.65		
53.65		
50.65		
47.65		
44.65		
41.65		
38.65		
35.65		
32.65		
29.65		
26.65		
23.65		
20.65		
17.65		
14.65		

F2	● 190t	■ 154t
F3	● 134t	■ 108t
📦	92t	

H(m)	▽	▽
61.5		
58.5		
55.5		
52.5		
49.5		
46.5		
43.5		
40.5		
37.5		
34.5		
31.5		
28.5		
25.5		
22.5		
19.5		



F1	● 145t	■ 112t
📦	98t	

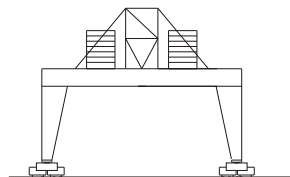
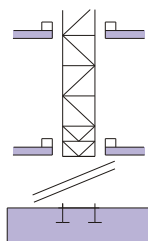
F 反力 Reactions

- 工作状态 In service
- 非工作状态 Out of service

📦 自重
Self-load

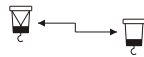
不带载荷及配重，
最大臂长及标准
高度时的自重。
Without load and counter-weight
with longest jib and standard height.



可变换的其它安装方式 Mounting possibilities

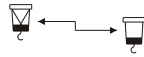




※采用这种方式请与制造商联系 Consult us

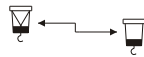
载荷特性 Load diagrams





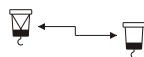
70m	2.5 → 18.56	30	34	34.2	35	40	44	50	54	60	64	70	m
 / 	12	6.97	6.035	6	6	5.16	4.63	4.01	3.67	3.24	3.01	2.7	t





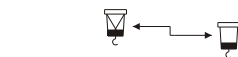
64m	2.5 → 18.77	30	34	34.6	35.4	40	44	50	54	60	64	m
 / 	12	7.06	6.12	6	6	5.23	4.52	3.88	3.72	3.29	3.05	t





60m	2.5 → 19.73	30	34	36.4	37.3	40	44	50	54	60	m
 / 	12	7.48	6.49	6	6	5.55	4.99	4.32	3.95	3.5	t




54m	2.5 → 21.57	30	34	39.9	40.95	44	50	54	54	m
 / 	12	8.29	7.20	6	6	5.35	4.61	4.32	4.4	t




50m	2.5 → 23.29	30	34	40	43.1	44.3	50	m
 / 	12	9.05	7.86	6.54	6	6	5.25	t





44m	2.5 → 26.46	30	34	40	44	m
	12	10.45	9.09	7.58	6.8	t



40m	2.5 → 27.15	30	34	40	m
	12	10.75	9.36	7.8	t










 /  标准小车可使用2.4倍率绳

(使用四倍率绳时应从二倍率的载荷中减去0.2t.)

Standard trolley 2/4 fall when (using  subtract 0.2t from the loads )

平衡臂配重表 Counter-jibballast

		 (kg)
70m	22.1m	21.0
64m	22.1m	19.17
60m	22.1m	18.635
54m	22.1m	15.67
50m	22.1m	15.67
44m	22.1m	19.17
40m	22.1m	18.635

机构特性 Mechanisms specification											kW		
起升 Hoisting		45LVF	m/min	0-32	0-62	0-88	0-16	0-30	0-44	500	45		
			t	6	3	1.5	12	6	3				
		75LVF	m/min	0-56	0-104	0-152	0-28	0-52	0-76	600 >600*	75		选择型 Optional winch
			t	6	3	1.5	12	6	3				
变幅 Trolleying		4TVF	m/min	0-55						4			
回转 Slewing		145SVT	r/min	0-0.7						145Nm × 2			
行走 Travelling		7.5TRVF	m/min	0-8.0-16.0						7.5 × 4			
 电源 Power Supply							380v 50Hz / 440v 60Hz						
 供电容量 Necessary Electric Power							45LVF:90KVA 75LVF:120KVA						

※ 在这种情况下要同制造商协商 Consult us

各种参数以修改为准 subject to modification

执行标准 Voluntary Standards: GB/T 13752


中国 沈阳三洋建筑机械有限公司
 SHENYANG SANYO BUILDING MACHINERY CO., LTD. CHINA

厂址: 中国 沈阳市大东区东北大马路272号 邮政编码: 110044

电话: 024-88093933 88091979 (销售公司) 024-88902637 (海外销售部) 024-88091828 (售后服务)

传真: 024-88093057

网址: www.sys-china.cn 中文网络实名(3721): 塔吊、塔式起重机、沈阳三洋重工

公司邮箱: SYS@sys-china.cn

海外销售部邮箱: overseas@sys-china.cn

售后服务部: service@sys-china.cn

任何非以@sys-china.cn 结尾的邮件均不代表沈阳三洋建筑机械有限公司的行为。

ADD:NO.272 Dongbei Damalu.Dadong District,Shenyang CHINA Postcode:110044

Tel: 86-24-88093933 88091979 (Sales Dept) 86-24-88902637 (Overseas Sales Department) 86-24-88091828(After Service)

Fax:86-24-88093057

Http:www.sys-china.cn

Company E-mail: SYS@sys-china.cn

Overseas Sales Department: overseas@sys-china.cn

After service: service@sys-china.cn

Any e-mail that doesn't interminate in "@sys-china.cn" is not Shenyang SANYO Building Machinery Co., Ltd. Performance.